


# CX-63R

## Colbaix®

### FAST REPAIRING MORTAR

Mortar for repairing structural elements.



#### SURFACES

Cement, stone, brick, concrete, concrete structures cement mortars and any type of absorbent substrate in construction.

Surfaces should be healthy, dry, cohesive, absorbent, clean and free from dust.

#### CHARACTERISTICS

- Excellent workability.
- Thixotropic non-drip.
- Setting product.
- Compensated retraction.
- Waterproofed and fibered product.
- Weather proof.
- Carbonation proof.
- Permeable to water vapour.
- Quite resistant to chlorides.
- Sulphate resistant.
- Resistant to frost-thaw cycles.

#### IDEAL FOR

- Repairing structural elements, pillars, tunnels, columns, beams...
- Regenerating of any type of deteriorated concrete.
- Repairing and restoring cementitious-based horizontal substrates or non-trodden stone.
- Reinforcement of concrete structural jobs.



#### COVERING

FOR ALL TYPES OF CONVENTIONAL PAINT  
AFTER COMPLETE DRYING (1)

CODE (EN 16566):

**G3S3V3W3A0C0R0**



# CX-63R

**Colbaix®**

## FAST REPAIRING MORTAR

### ON-SITE APPLICATION

#### SURFACE PREPARATION

The surface should be healthy, clean, consistent, free of humidity and free of any trace of saltpetre, fungus, micro-organisms, dust, grease or whatever other material that could prevent the good adherence of the product itself.

Creating an irregular surface on the substrate by mechanical means is recommended to allow the mortar an additional mechanical adhesion.

If there are frames they should be cleaned by sand blasting, high pressure water or wire brush. Once clean apply **RX-531 RUALAIX STOP-OXID** to protect from corrosion.

The existing concrete should be clean, hard, consistent, grill with a hammer or a blunt object in order to detect loose parts.

#### CLEANING

If surfaces present traces of fungi, algae or other type of microorganisms, we first proceed to curative treatment with our **RX-524 CLEAN MICRO**. Apply the product to the surface to be treated. After 5-10 minutes of action, clean the surface using a pressurised water machine or with a hard bristle brush. Then, once the surface is completely dry, **RX-524 CLEAN MICRO** should be applied until the surface is completely impregnated. This preventive treatment is very effective and prevents future presence of microorganisms.

If there are saltpetre stains on the surface to be treated, carry out an initial cleaning process with our **RX-523 CLEAN SAL**, applying the material and then scraping it with a hard bristle brush. After mechanically cleaning the surface, it will need to be rinsed with plenty of clean water in order to neutralise any **CLEAN SAL** residue that may remain on the surface.

Any grease or oil must be completely eliminated to allow the product to adhere correctly to the surface. Therefore, we recommend using **RX-527 CLEAN OIL** for correct and total elimination of these substances.

If the supports present cavities, they must be scraped and eliminated until reaching the consistent bottom. The consistent support is the one usually formed by brick, or cement, as long as it can support the weight and tension of the subsequent layers applied, without disintegrating or altering its structure.

#### DIRECTIONS FOR USE

Mix with clean water by hand or using a mixer, at the rate of 20% until you achieve a thick and homogeneous paste. For each kilo of powder add 200 g. of water. Let it rest for 5 minutes.

Use a notched trowel to apply **CX-63R** with pressure to ensure a good setting of the adhesive cement to the surface. or layers in excess of 5 mm and to avoid cracking from surface tension or over-application in one or more layers, we recommend our **RG-116** cement alkali-resistant fibreglass mesh. Install the mesh after application of the first layer while the cement is still wet using a spatula or trowel to apply light pressure on the fibreglass so that it sinks into the surface of the cement and is fully or partially covered. Allow the cement to dry and then apply the top layer, completely covering the fibreglass mesh.

Never add water on the mortar that has already lost its service life. Do not remix.

Finish should be done before the mortar has started to harden, use a sponge trowel or a trowel.

Protect from wind, frost and sun during setting.

# CX-63R

**Colbaix®**

## FAST REPAIRING MORTAR

### TECHNICAL CHARACTERISTICS

Service life	30' - 45'	Thickness per layer	Minimum: 1mm Maximum: 100mm (filling and repairs)
Setting	1 H 30' aprox.	Retraction (EN 12617-4)	≥ 1,5 MPa
Granulometry (EN 12192-1)	1000 μ maximum	Expansion (EN 12617-4)	≥ 1,5 MPa
pH	12.0 - 13.0	Resistance to flexion (EN 12190)	5,1 MPa
Workability time(EN 13294)	65' - 150'	Adhesion (28 días) (EN 1542)	≥ 1,5 MPa
Resistance to compression (EN 12190)	≥ 25 MPa	Carbonation Resistance (EN 1015-17)	≤ 0,05 %
Cleaning of tools	Use water immediately. Can only be cleaned. Mechanically once set.	Resistencia a la carbonatación (EN 13295)	Carbonation depth ≤ Concrete of reference MCO.45

ADHESIONS On cement substrates – 2mm layer	
TRIAL	RESULTS
Initial adherence (28d)	> 1.0 N/mm <sup>2</sup>
Adherence after immersion in water	> 0.7 N/mm <sup>2</sup>
Adherence after thermal ageing	> 1.3 N/mm <sup>2</sup>

DENSITY	
POWDER (g/ml)	PASTE (g/ml)
1,35 ± 0,07	1,77 ± 0,07

PERFORMANCE	
Kilogrammes of powder applied per m2 in 1mm thickness	1,35 - 1,45

# CX-63R

**Colbaix®**

## FAST REPAIRING MORTAR

### INFORMATION OF INTEREST

The manufacturing process is controlled in batches, which allows traceability in the case of any incident. The quality control system used includes, the individual design and development of each article, both with the raw materials used confirming manufacturing uniformity, as well as the final product obtained. The use in our facilities of eco-technology in the manufacturing process allows the completion of environmentally friendly efficient work.

- Non-flammable product. Irritant.
- Avoid contact with eyes and skin.
- Smoking, eating or drinking in the area of use is prohibited.
- Comply with Health and Safety at Work Executive regulations.
- Store the product in a dry place, in its original packaging firmly closed and free from humidity.
- Store the containers between 5°C and 35°C.
- Recommended storage time: 6 months as from date of manufacture, closed in its original packing and away from humidity.

Further information relative to protection measures and first aid, check Product Safety Sheet.

### OBSERVATIONS

(1) **COLBAIX CX-63R** can be coated with any conventional paint (provided it is breathable and resistant to cement alkalis). If we want to apply a coloured plastic paint on the **CX-63R** and to avoid it becoming discoloured, we must first apply a coat of our product **RX-517 CONCRETE MICROPRIMER** and then apply the paint normally.

- The reading of this product's data sheet is indispensable for the correct use and application.
- The data provided in this data sheet are for guidance only and should not be considered binding. The data has been obtained in normal laboratory conditions and on standardised surfaces, and can vary depending on the conditions in which they are applied (absorption of the surface, applied thickness, temperature, environmental humidity, etc.). The intervals displayed have been shaped by measurement history. Slight deviations from the ranges presented in this technical sheet, whether higher or lower, will be accepted according to internal technical criteria and will not result in a loss of quality or affect the performance of the final product, due, among other factors, to variations in measurement conditions and the uncertainty associated with the instruments used.
- Work conditions of the user are out of our control.
- The product should not be utilized for other uses except the ones indicated. It is advisable to follow strictly the recommendations of use given.
- A previous inspection of the state of the surface before use is fundamental. Do not apply on dirty surfaces or ones with no cohesion.
- Use the product within its lifetime. Unfavourable properties can be obtained once this time is exceeded. Do not re-mix.
- Do not use outdoors in icy temperatures or days that forecasts rain.
- Do not apply on extremely crystalline surfaces.
- Do not apply on paint, wood or gypsum.

CX-63R



Colbaix®

## FAST REPAIRING MORTAR

## OBSERVATIONS

- It will lose its technical features if mixed with any other material. Do not add more than the recommended amount of water.
- Do not apply in temperatures under 5°C or over 35°C.
- Do not add cement, sand or any other substance that could affect the material's qualities.
- **ESTABLECIMIENTOS BAIXENS'** technical department informs that the new designs in the development of recent launches are considered in their experimental phase until an annual revision is made. From this point on, the product of a recent launch is considered as being totally consolidated in the market. In the meantime, **ESTABLECIMIENTOS BAIXENS** reserves its right to adapt the variable specifications or ranges of work, according to technical criteria. The information subject to modification, will be identified with an Asterix at the top for easy recognition of those products which are the subject of new creation or are subject to an experimental phase or improvement in our different ranges because of market demand and or needs.
- We have a technical-sales team at your disposal for technical advice or consultation.

## PACKAGING

FORMAT	20 kg	5 kg		
UNITS/CASE		4		
PALLETS	48 sacks	35 sacks		
			Interno code	CX63RNF2144A20



*Testing the difference*

**BAIXENS ESPAÑA**  
POL. IND. MONCARRA, S/N  
46230 ALGINET (VALENCIA)  
T.: 961.750.834  
F.: 961.752.471

**BAIXENS FRANCE**  
14, RUE DU PONT NEUF  
75001 PARIS (FRANCE)  
T.: 0.800.90.14.37  
F.: 0.800.90.20.52

**BAIXENS ITALIA / BULOVA**  
VIA PIETRO NENNI, 36  
46019 CICOGNARA - MANTOVA (ITALY)  
T.: 0375/88181790016 F.: 0375/88831  
www.bulova-pennelli.com

**BAIXENS PORTUGAL / ARGATINTAS**  
AVENIDA PORTAS DO MINHO, Nº 711  
4760 - 706 RIBEIRÃO,  
V.N. FAMILICÃO  
T.: 252 910 030  
www.argatintas.pt